

Projekt: 142-17 VRTEC KAMNITNIK

/ A-11

Projektdaten

Bezeichnung : VRTEC KAMNITNIK

Bauteil : ARMATURA STEN 4 DEL

Plan Nr. : A-11

S T A H L L I S T E Betonstahl: BST 500 S

Pos.	Stk.	d	Länge	D6	D8	D10	D12	D14	D16	D20	
1	243	8	1.74		422.82						
2	18	20	4.65							83.70	
3	15	16	3.85						57.75		
4	54	10	3.85		207.90						
5	642	10	1.74		1117.08						
6	161	8	1.72		276.92						
7	52	20	5.90							306.80	
8	279	10	1.80		502.20						
9	16	14	1.84				29.44				
10	8	16	4.05						32.40		
11	104	10	2.30		239.20						
12	8	16	1.84						14.72		
13	4	20	3.50							14.00	
14	18	10	1.76		31.68						
15	3	10	0.76		2.28						
16	12	12	3.50				42.00				
17	48	20	4.35							208.80	
18	5	16	6.00						30.00		
19	4	14	5.40					21.60			
20	8	14	3.80					30.40			
21	26	6	1.32	34.32							
22	8	16	2.00						16.00		
23	4	12	1.60				6.40				
24	18	10	5.40		97.20						
25	36	10	5.00		180.00						
26	34	10	0.86		29.24						
27	12	16	3.30						39.60		
28	36	10	4.60		165.60						
29	12	16	12.00						144.00		
30	20	16	4.35						87.00		
31	11	12	3.00				33.00				
32	16	12	1.40				22.40				
33	8	14	1.60					12.80			
34	24	12	4.35				104.40				
35	88	8	2.30		202.40						
36	52	20	4.60							239.20	
37	54	10	2.20		118.80						
38	34	10	2.54		86.36						
39	63	10	3.34		210.42						
40	63	10	1.64		103.32						
41	12	14	2.90					34.80			
42	6	14	3.20					19.20			
43	5	10	3.85		19.25						
44	15	20	0.14							2.10	
45	15	16	0.14						2.10		
46	2	14	4.14					8.28			
47	27	10	2.50		67.50						
48	380	10	1.02		387.60						
49	760	8	0.37		281.20						
Gesamtlängen					34.32	3565.63		156.52		854.60	
kg / m					D6 0.222	D10 0.617		D14 1.210		D20 2.470	
kg / d					7.619	2199.994		189.389		2110.862	
Gesamtlängen					1183.34		208.20		423.57		
kg / m					D8 0.395	D12 0.888		D16 1.580			
kg / d					467.419	184.882		669.241			
Gesamtgewicht (kg)					5829.406						

Projekt: 142-17 VRTEC KAMNITNIK

/ A-11

S T A H L L I S T E Betonstahl: BST 500 S

Pos. Stk. d Länge D6 D8 D10 D12 D14 D16 D20

Projekt: 142-17 VRTEC KAMNITNIK

/ A-11

Projektdaten

Bezeichnung : VRTEC KAMNITNIK

Bauteil : ARMATURA STEN 4 DEL

Plan Nr. : A-11

M A T T E N L I S T E Betonstahl: BST 500 MA						
Pos.	Stk.	Typ	Länge	Breite	Q335_	Q524
1	8	Q524	1.50	2.15		25.80
2	2	Q335_	3.80	1.90	14.44	
3	2	Q524	3.80	1.90		14.44
4	2	Q335_	1.40	1.90	5.32	
5	2	Q524	1.30	1.90		4.94
6	8	Q335_	3.80	2.15	65.36	
7	14	Q335_	2.20	2.15	66.22	
8	2	Q335_	3.00	1.90	11.40	
9	4	Q335_	3.80	1.08	16.42	
10	2	Q335_	1.90	2.10	7.98	
11	2	Q524	4.10	1.08		8.86
12	2	Q524	1.65	2.15		7.09
13	4	Q524	2.20	2.15		18.92
14	2	Q524	3.80	1.08		8.21
15	2	Q524	3.80	2.15		16.34
16	2	Q524	2.15	2.15		9.24
17	2	Q335_	4.10	2.15	17.63	
18	14	Q524	3.00	2.15		90.30
19	12	Q524	1.90	2.15		49.02
20	2	Q335_	4.10	1.29	10.58	
21	2	Q524	2.50	2.15		10.75
23	4	Q524	4.10	2.15		35.26
24	2	Q335_	2.87	1.60	9.18	
25	2	Q524	4.10	0.81		6.64
26	2	Q524	4.10	1.50		12.30
27	2	Q524	4.10	0.90		7.38
30	2	Q524	4.10	1.17		9.59

Gesamtflächen	224.53	335.09
kg / m2	5.33	8.32
kg / Mattentyp	1196.734	2787.949

Gesamtgewicht (kg)	3984.683

Projekt: 142-17 VRTEC KAMNITNIK

/ A-11


Projektdaten

Bezeichnung : VRTEC KAMNITNIK

Bauteil : ARMATURA STEN 4 DEL

Plan Nr. : A-11

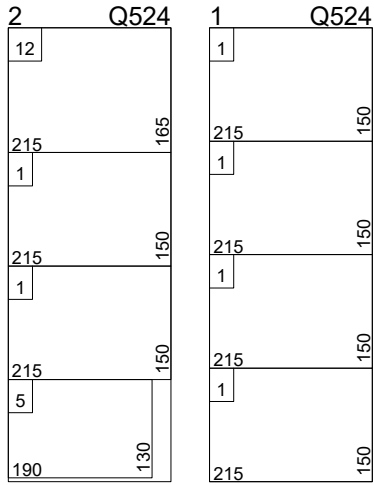
MATTENSCHNEIDESKIZZE Betonstahl: BST 500 MA



Projekt: 142-17 VRTEC KAMNITNIK

/ A-11

MATTENSCHNEIDESKIZZE Betonstahl: BST 500 MA



Gesamtstahlmenge brutto

Stk.	Typ	Länge m	Breite m	Gewicht kg
19	Q335_	6.00	2.15	1306.383
27	Q524	6.00	2.15	2897.856
Gesamtgewicht brutto (kg)				4204.239

Projekt: 142-17 VRTEC KAMNITNIK

/ A-11


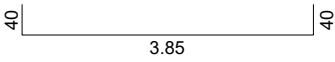




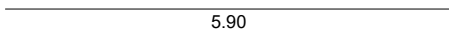
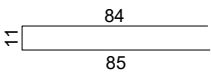
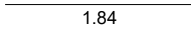
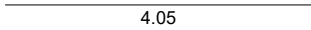
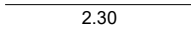
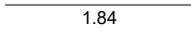
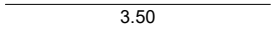
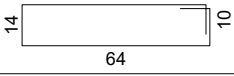
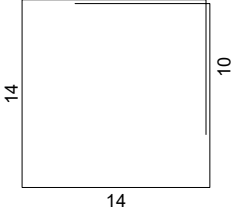
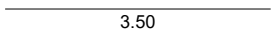
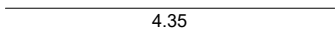
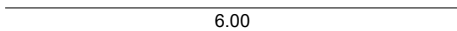
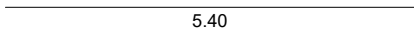
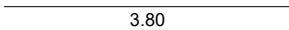
Projektdaten

Bezeichnung : VRTEC KAMNITNIK


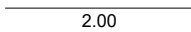
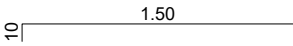
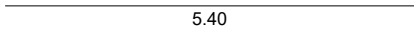
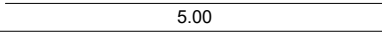

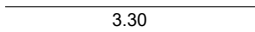
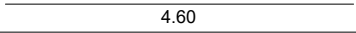
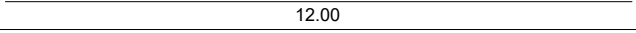
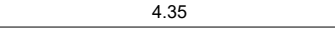
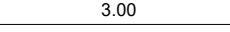

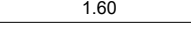
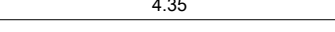

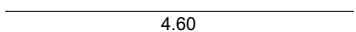




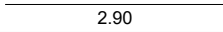
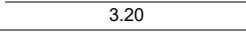

Bauteil : ARMATURA STEN 4 DEL

Plan Nr. : A-11

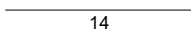
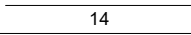

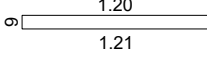
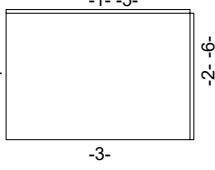
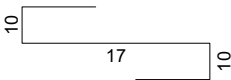
BIEGELISTE Betonstahl: BST 500 S

Pos.	Stk.	d	Länge	dbr ds	Typ	Biegeform	Ges.L	Gewicht kg
1	243	8	1.74		A3		422.82	167.014
2	18	20	4.65		A3		83.70	206.739
3	15	16	3.85		A1		57.75	91.245
4	54	10	3.85		A1		207.90	128.274
5	642	10	1.74		A3		1117.08	689.238
6	161	8	1.72		A3		276.92	109.383
7	52	20	5.90		A1		306.80	757.796
8	279	10	1.80		A3		502.20	309.857
9	16	14	1.84		A1		29.44	35.622
10	8	16	4.05		A1		32.40	51.192
11	104	10	2.30		A1		239.20	147.586
12	8	16	1.84		A1		14.72	23.258
13	4	20	3.50		A1		14.00	34.580
14	18	10	1.76		B2	 Winkel 0 Grad	31.68	19.547
15	3	10	0.76		B2	 Winkel 0 Grad	2.28	1.407
16	12	12	3.50		A1		42.00	37.296
17	48	20	4.35		A1		208.80	515.736
18	5	16	6.00		A1		30.00	47.400
19	4	14	5.40		A1		21.60	26.136
20	8	14	3.80		A1		30.40	36.784

BIEGELISTE Betonstahl: BST 500 S

Pos.	Stk.	d	Länge	dbr ds	Typ	Biegeform	Ges.L	Gewicht kg
21	26	6	1.32		A3		34.32	7.619
22	8	16	2.00		A1		16.00	25.280
23	4	12	1.60		A2		6.40	5.683
24	18	10	5.40		A1		97.20	59.972
25	36	10	5.00		A1		180.00	111.060
26	34	10	0.86		B2		29.24	18.041
27	12	16	3.30		A1		39.60	62.568
28	36	10	4.60		A1		165.60	102.175
29	12	16	12.00		A1		144.00	227.520
30	20	16	4.35		A1		87.00	137.460
31	11	12	3.00		A1		33.00	29.304
32	16	12	1.40		A2		22.40	19.891
33	8	14	1.60		A1		12.80	15.488
34	24	12	4.35		A1		104.40	92.707
35	88	8	2.30		A3		202.40	79.948
36	52	20	4.60		A1		239.20	590.824
37	54	10	2.20		A3		118.80	73.300
38	34	10	2.54		A3		86.36	53.284
39	63	10	3.34		A3		210.42	129.829
40	63	10	1.64		A3		103.32	63.748
41	12	14	2.90		A1		34.80	42.108
42	6	14	3.20		A1		19.20	23.232
43	5	10	3.85		A3		19.25	11.877

B I E G E L I S T E Betonstahl: BST 500 S

Pos.	Stk.	d	Länge	dbr ds	Typ	Biegeform	Ges.L	Gewicht kg																																			
44	15	20	0.14		A1		2.10	5.187																																			
45	15	16	0.14		A1		2.10	3.318																																			
46	2	14	4.14		A3		8.28	10.019																																			
47	27	10	2.50		A3		67.50	41.647																																			
48	380	10	1.02		X1	 <table border="1"> <tr> <td>Nr.</td> <td>dx</td> <td>dy</td> <td>l</td> <td>v°</td> </tr> <tr> <td>1</td> <td>0.20</td> <td>-0.00</td> <td>0.20</td> <td>-90</td> </tr> <tr> <td>2</td> <td>0.00</td> <td>-0.14</td> <td>0.14</td> <td>-90</td> </tr> <tr> <td>3</td> <td>-0.20</td> <td>0.00</td> <td>0.20</td> <td>-90</td> </tr> <tr> <td>4</td> <td>0.00</td> <td>0.14</td> <td>0.14</td> <td>-90</td> </tr> <tr> <td>5</td> <td>0.20</td> <td>-0.00</td> <td>0.20</td> <td>-90</td> </tr> <tr> <td>6</td> <td>0.00</td> <td>-0.14</td> <td>0.14</td> <td>-90</td> </tr> </table>	Nr.	dx	dy	l	v°	1	0.20	-0.00	0.20	-90	2	0.00	-0.14	0.14	-90	3	-0.20	0.00	0.20	-90	4	0.00	0.14	0.14	-90	5	0.20	-0.00	0.20	-90	6	0.00	-0.14	0.14	-90	387.60	239.149
Nr.	dx	dy	l	v°																																							
1	0.20	-0.00	0.20	-90																																							
2	0.00	-0.14	0.14	-90																																							
3	-0.20	0.00	0.20	-90																																							
4	0.00	0.14	0.14	-90																																							
5	0.20	-0.00	0.20	-90																																							
6	0.00	-0.14	0.14	-90																																							
49	760	8	0.37		A1		281.20	111.074																																			

Gesamtgewicht (kg) 5829.405