

Projekt: 142-17 VRTEC KAMNITNIK

/ A-09

**Projektdaten**

Bezeichnung : VRTEC KAMNITNIK

Bauteil : ARMATURA STEN 2 DEL

Plan Nr. : A-09

**S T A H L L I S T E Betonstahl: BST 500 S**

Pos.	Stk.	d	Länge	D8	D10	D12	D14	D16	D18	D20
1	809	8	1.74	1407.66						
2	13	16	2.00					26.00		
3	114	16	4.35					495.90		
4	34	12	1.60			54.40				
5	774	8	1.72	1331.28						
6	29	10	2.32		67.28					
7	26	8	1.68	43.68						
8	94	8	1.24	116.56						
9	9	8	1.52	13.68						
10	48	12	1.50			72.00				
11	46	10	5.05		232.30					
12	18	10	2.02		36.36					
13	17	16	3.60					61.20		
14	26	16	4.05					105.30		
15	9	8	1.10	9.90						
16	6	8	1.20	7.20						
17	12	14	2.70				32.40			
18	320	10	2.40		768.00					
19	96	10	6.65		638.40					
20	84	12	2.14			179.76				
21	70	20	5.05						353.50	
22	24	20	7.23						173.52	
23	8	20	5.55						44.40	
24	20	16	5.80					116.00		
25	12	20	4.04						48.48	
26	2	12	2.30			4.60				
27	5	8	1.16	5.80						
28	20	12	2.00			40.00				
29	8	14	2.00				16.00			
30	12	8	1.32	15.84						
31	6	10	1.34		8.04					
32	6	12	2.00			12.00				
33	18	16	5.05					90.90		
34	26	10	0.82		21.32					
35	87	12	1.35			117.45				
36	100	10	3.64		364.00					
37	6	10	3.30		19.80					
38	153	8	2.54	388.62						
39	4	20	2.18						8.72	
40	68	10	1.44		97.92					
41	24	16	4.40					105.60		
42	4	20	4.35						17.40	
43	6	12	6.50			39.00				
44	28	12	2.51			70.28				
45	60	14	2.50				150.00			
46	24	10	4.40		105.60					
47	358	10	1.74		622.92					
48	26	10	1.94		50.44					
49	4	16	4.45					17.80		
50	4	10	4.45		17.80					
51	4	12	2.25			9.00				
52	4	10	1.90		7.60					
53	186	16	0.14					26.04		
54	90	20	0.14						12.60	
55	9	18	3.15						28.35	
56	6	10	3.15		18.90					
57	520	10	1.02		530.40					
58	1040	8	0.37	384.80						

Projekt: 142-17 VRTEC KAMNITNIK

/ A-09

**S T A H L L I S T E Betonstahl: BST 500 S**

Pos.	Stk.	d	Länge	D8	D10	D12	D14	D16	D18	D20
Gesamtlängen				3725.02		598.49		1044.74		658.62
kg / m				D8 0.395		D12 0.888		D16 1.580		D20 2.470
kg / d				1471.383		531.459		1650.689		1626.791
-----										
Gesamtlängen				3607.08		198.40		28.35		
kg / m				D10 0.617		D14 1.210		D18 2.020		
kg / d				2225.568		240.064		57.267		
-----										
Gesamtgewicht (kg)				7803.221						
-----										

Projekt: 142-17 VRTEC KAMNITNIK

/ A-09

**Projektdaten**

Bezeichnung : VRTEC KAMNITNIK

Bauteil : ARMATURA STEN 2 DEL

Plan Nr. : A-09

**M A T T E N L I S T E Betonstahl: BST 500 MA**

Pos.	Stk.	Typ	Länge	Breite	Q335_
1	4	Q335_	1.90	1.08	8.21
2	4	Q335_	3.80	1.08	16.42
3	2	Q335_	3.25	2.15	13.98
4	28	Q335_	3.00	2.15	180.60
5	2	Q335_	3.25	1.08	7.02
6	8	Q335_	3.80	2.15	65.36
7	10	Q335_	2.20	2.15	47.30
8	20	Q335_	1.90	2.15	81.70
9	24	Q335_	4.10	2.15	211.56
10	2	Q335_	1.50	2.15	6.45
11	2	Q335_	2.10	2.15	9.03
12	4	Q335_	1.60	2.15	13.76
13	8	Q335_	2.00	2.15	34.40
14	4	Q335_	2.70	1.08	11.66
15	4	Q335_	1.30	2.15	11.18
16	2	Q335_	3.10	2.15	13.33
19	6	Q335_	4.10	1.07	26.32

-----  
Gesamtflächen 758.27

kg / m2 5.33

kg / Mattentyp 4041.606  
-----Gesamtgewicht (kg) 4041.606  
-----

Projekt: 142-17 VRTEC KAMNITNIK

/ A-09


**Projektdaten**

Bezeichnung : VRTEC KAMNITNIK

Bauteil : ARMATURA STEN 2 DEL

Plan Nr. : A-09

**MATTENSCHNEIDESKIZZE Betonstahl: BST 500 MA**



SOFISTIK AG - www.sofistik.com

Projekt: 142-17 VRTEC KAMNITNIK

/ A-09

MATTENSCHNEIDESKIZZE Betonstahl: BST 500 MA

Gesamtstahlmenge brutto

Stk.	Typ	Länge m	Breite m	Gewicht kg
60	Q335_	6.00	2.15	4125.420
Gesamtgewicht brutto (kg)				4125.420

Projekt: 142-17 VRTEC KAMNITNIK

/ A-09


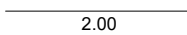
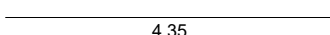



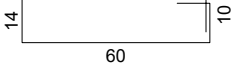
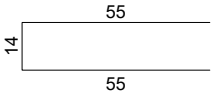
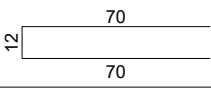
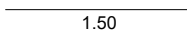


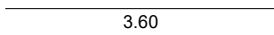


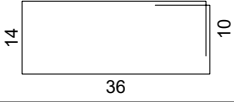
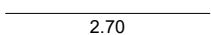
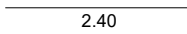
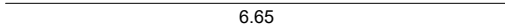
**Projektdaten**

Bezeichnung : VRTEC KAMNITNIK


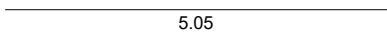
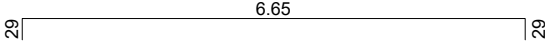
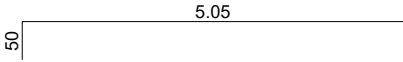
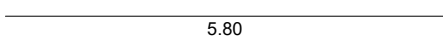
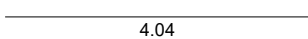
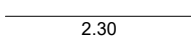
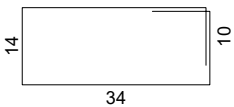
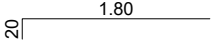
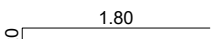
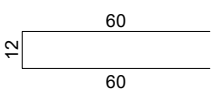
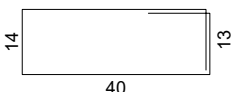
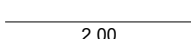
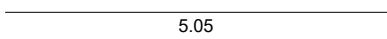
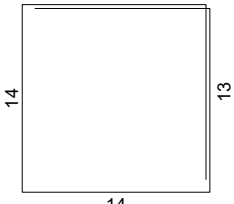
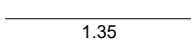

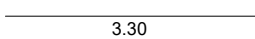

Bauteil : ARMATURA STEN 2 DEL

Plan Nr. : A-09


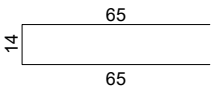
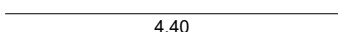
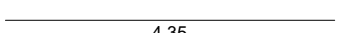


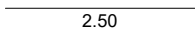
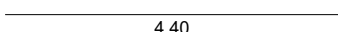


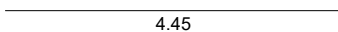
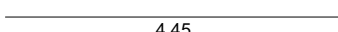


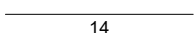
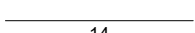


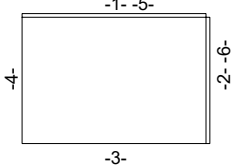
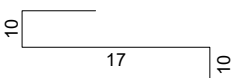
**BIEGELISTE Betonstahl: BST 500 S**

Pos.	Stk.	d	Länge	dbr ds	Typ	Biegeform	Ges.L	Gewicht kg
1	809	8	1.74		A3		1407.66	556.026
2	13	16	2.00		A1		26.00	41.080
3	114	16	4.35		A1		495.90	783.522
4	34	12	1.60		A2		54.40	48.307
5	774	8	1.72		A3		1331.28	525.856
6	29	10	2.32		A3		67.28	41.512
7	26	8	1.68		B2	 Winkel 0 Grad	43.68	17.254
8	94	8	1.24		A3		116.56	46.041
9	9	8	1.52		A3		13.68	5.404
10	48	12	1.50		A1		72.00	63.936
11	46	10	5.05		A1		232.30	143.329
12	18	10	2.02		B2	 Winkel 0 Grad	36.36	22.434
13	17	16	3.60		A1		61.20	96.696
14	26	16	4.05		A1		105.30	166.374
15	9	8	1.10		B2	 Winkel 0 Grad	9.90	3.911
16	6	8	1.20		B2	 Winkel 0 Grad	7.20	2.844
17	12	14	2.70		A1		32.40	39.204
18	320	10	2.40		A1		768.00	473.856
19	96	10	6.65		A1		638.40	393.893

BIEGELISTE Betonstahl: BST 500 S

Pos.	Stk.	d	Länge	dbr ds	Typ	Biegeform	Ges.L	Gewicht kg
20	84	12	2.14		A3		179.76	159.627
21	70	20	5.05		A1		353.50	873.145
22	24	20	7.23		A1		173.52	428.594
23	8	20	5.55		A2		44.40	109.668
24	20	16	5.80		A1		116.00	183.280
25	12	20	4.04		A1		48.48	119.746
26	2	12	2.30		A1		4.60	4.085
27	5	8	1.16		B2	 Winkel 0 Grad	5.80	2.291
28	20	12	2.00		A2		40.00	35.520
29	8	14	2.00		A2		16.00	19.360
30	12	8	1.32		A3		15.84	6.257
31	6	10	1.34		B2	 Winkel 0 Grad	8.04	4.961
32	6	12	2.00		A1		12.00	10.656
33	18	16	5.05		A1		90.90	143.622
34	26	10	0.82		B2	 Winkel 0 Grad	21.32	13.154
35	87	12	1.35		A1		117.45	104.296
36	100	10	3.64		A3		364.00	224.588
37	6	10	3.30		A1		19.80	12.217
38	153	8	2.54		A3		388.62	153.505

**BIEGELISTE Betonstahl: BST 500 S**

Pos.	Stk.	d	Länge	dbr ds	Typ	Biegeform	Ges.L	Gewicht kg																																			
39	4	20	2.18		A3		8.72	21.538																																			
40	68	10	1.44		A3		97.92	60.417																																			
41	24	16	4.40		A1		105.60	166.848																																			
42	4	20	4.35		A1		17.40	42.978																																			
43	6	12	6.50		A1		39.00	34.632																																			
44	28	12	2.51		A3		70.28	62.409																																			
45	60	14	2.50		A1		150.00	181.500																																			
46	24	10	4.40		A1		105.60	65.155																																			
47	358	10	1.74		A3		622.92	384.342																																			
48	26	10	1.94		A2		50.44	31.121																																			
49	4	16	4.45		A1		17.80	28.124																																			
50	4	10	4.45		A1		17.80	10.983																																			
51	4	12	2.25		A1		9.00	7.992																																			
52	4	10	1.90		A1		7.60	4.689																																			
53	186	16	0.14		A1		26.04	41.143																																			
54	90	20	0.14		A1		12.60	31.122																																			
55	9	18	3.15		A1		28.35	57.267																																			
56	6	10	3.15		A1		18.90	11.661																																			
57	520	10	1.02		X1	 <table border="1"> <thead> <tr> <th>Nr.</th> <th>dx</th> <th>dy</th> <th>l</th> <th>v°</th> </tr> </thead> <tbody> <tr> <td>1</td> <td>0.20</td> <td>-0.00</td> <td>0.20</td> <td>-90</td> </tr> <tr> <td>2</td> <td>0.00</td> <td>-0.14</td> <td>0.14</td> <td>-90</td> </tr> <tr> <td>3</td> <td>-0.20</td> <td>0.00</td> <td>0.20</td> <td>-90</td> </tr> <tr> <td>4</td> <td>0.00</td> <td>0.14</td> <td>0.14</td> <td>-90</td> </tr> <tr> <td>5</td> <td>0.20</td> <td>-0.00</td> <td>0.20</td> <td>-90</td> </tr> <tr> <td>6</td> <td>0.00</td> <td>-0.14</td> <td>0.14</td> <td>-90</td> </tr> </tbody> </table>	Nr.	dx	dy	l	v°	1	0.20	-0.00	0.20	-90	2	0.00	-0.14	0.14	-90	3	-0.20	0.00	0.20	-90	4	0.00	0.14	0.14	-90	5	0.20	-0.00	0.20	-90	6	0.00	-0.14	0.14	-90	530.40	327.257
Nr.	dx	dy	l	v°																																							
1	0.20	-0.00	0.20	-90																																							
2	0.00	-0.14	0.14	-90																																							
3	-0.20	0.00	0.20	-90																																							
4	0.00	0.14	0.14	-90																																							
5	0.20	-0.00	0.20	-90																																							
6	0.00	-0.14	0.14	-90																																							
58	1040	8	0.37		A1		384.80	151.996																																			

SOFISTIK AG - www.sofistik.com

Gesamtgewicht (kg) 7803.222